

FEATURES

- | Excellent capability of absorbing transient surge
- | Quick response to surge voltage
- | Eliminates over voltage caused by fast rising transients
- | Solid-state silicon technology, non degenera



DO-15



Schematic Symbol

APPLICATIONS

- | Audio/Video line
- | Network and telecom
- | Data lines and security systems
- | Serial ports

APPROVALS

RoHS	Compliance with 2011/65/EU
HF	Compliance with IEC61249-2-21:2003

ELECTRICAL CHARACTERISTICS

Part Number	Marking	V_{DRM}	V_S	V_T	I_{DRM}	I_S	I_T	I_H	C_o
		Min. (V)	Max. (V)	Max. (V)	Max. (μ A)	mA	Max. (A)	Min. (mA)	Typ.(pF)
P0060LB	P006LB	6	15	4	5	800	2.2	40	80
P0080LB	P008LB	6	25	4	5	800	2.2	40	80
P0150LB	P015LB	15	25	4	5	800	2.2	40	80
P0300LB	P03LB	25	40	4	5	800	2.2	40	80
P0640LB	P06LB	58	77	4	5	800	2.2	120	60
P0720LB	P07LB	65	88	4	5	800	2.2	120	60
P0900LB	P09LB	75	98	4	5	800	2.2	120	55
P1100LB	P11LB	90	130	4	5	800	2.2	120	55
P1300LB	P13LB	120	160	4	5	800	2.2	120	55
P1500LB	P15LB	140	180	4	5	800	2.2	120	60
P1800LB	P18LB	170	220	4	5	800	2.2	120	60
P2300LB	P23LB	190	260	4	5	800	2.2	120	55
P2600LB	P26LB	220	300	4	5	800	2.2	120	50
P3100LB	P31LB	275	350	4	5	800	2.2	120	45
P3500LB	P35LB	320	400	4	5	800	2.2	120	40
P4200LB	P42LB	400	520	4	5	800	2.2	\leq 50	40

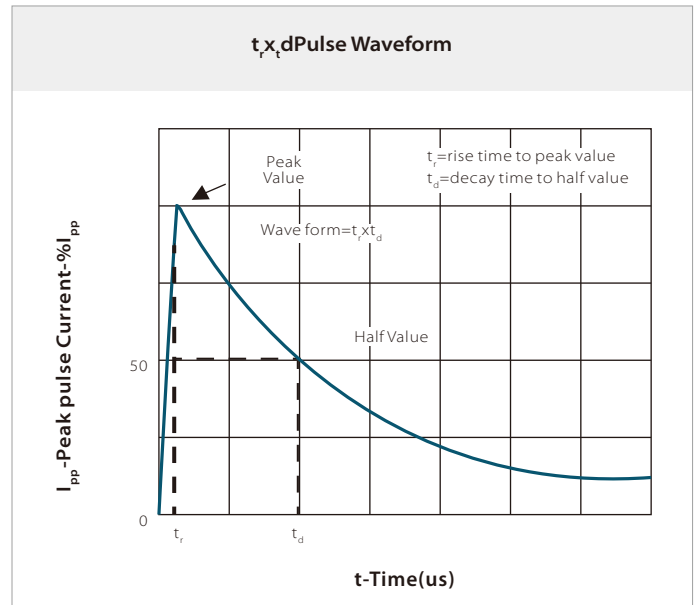
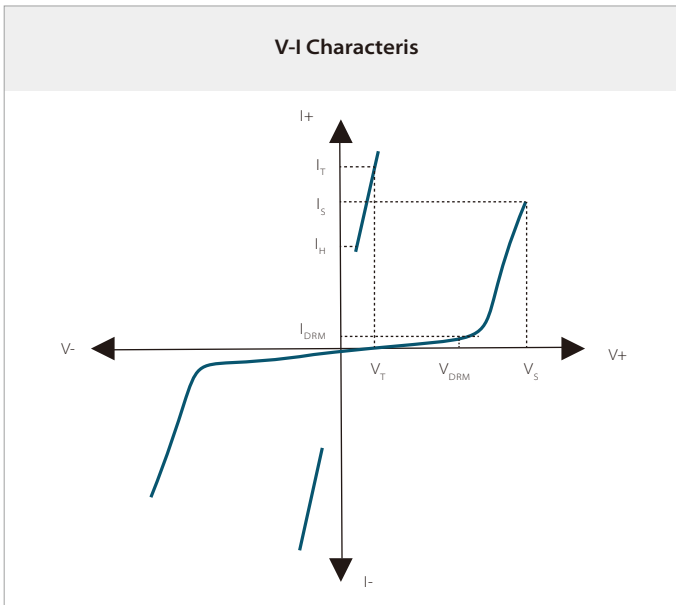
SURGE RATINGS

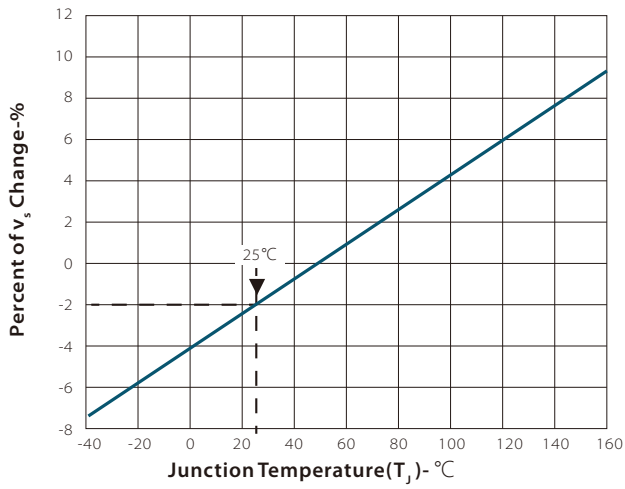
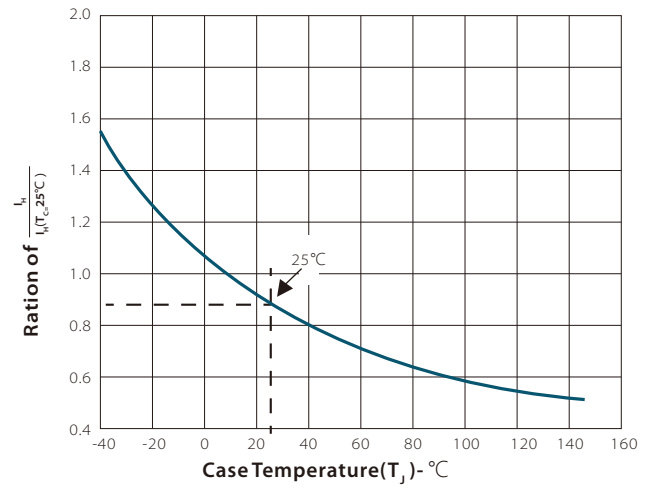
Part Number	I_{PP} 2x10us	I_{PP} 8x20us	I_{PP} 10x560us	I_{PP} 10x1000us	V_{PP} 10x700us	I_{TSM} 60Hz	d_i/d_t
	(A)	(A)	(A)	(A)	(V)	(A)	(A/us)
P0060LB Thru P4200LB	300	300	100	80	4000	32	500

THERMAL CONSIDERATIONS

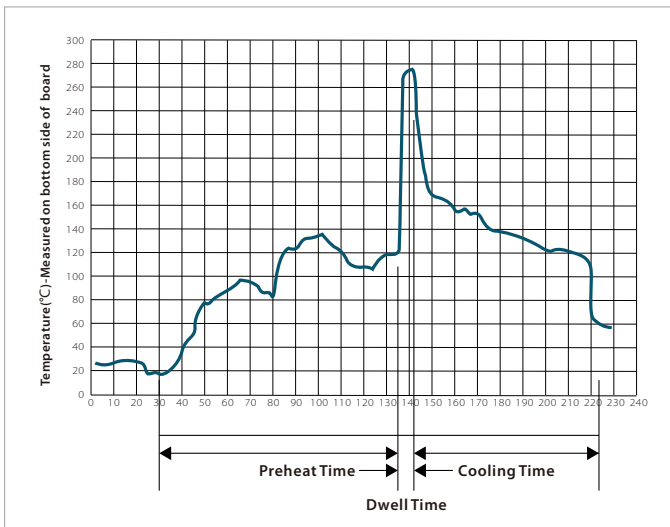
Symbol	Parameter	Value	Unit
$R_{\theta JA}$	Junction to Ambient on printed circuit	70	°C/W
T_J	Operating Junction Temperature	-40 to +150	°C
T_{STG}	Storage Temperature Range	-40 to +150	°C

RATINGS AND CHARACTERISTIC CURVES ($T_A=25^\circ\text{C}$)



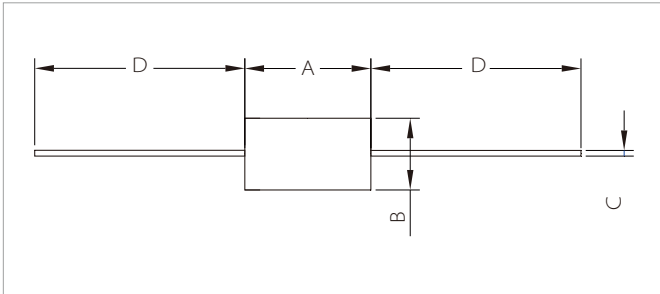
Normalized VSChange vs. Junction Temperature

Normalized DC Holding Current vs. Case Temperature


WAVE SOLDERING



Wave Parameter		Lead-free assembly
Pre Heat	Temperature Min	100°C
	Temperature Max	150°C
	Time(min to max)	60 – 180 secs
Solder pot Temperature		280°C Max
Solder Dwell Time		2-5 seconds

DO-15 PACKAGE INFORMATION



Ref.	Millimeters		Inches	
	Min.	Max.	Min.	Max.
A	5.80	7.60	0.230	0.300
B	2.60	3.60	0.104	0.140
C	0.70	0.90	0.026	0.034
D	25.40	-	1.000	-

ORDERING INFORMATION

Part Number	Component Package	QTY/Box	QTY/Reel	Reel Size
PxxxxLB	DO-15	2000pcs	4000pcs	13"

To find your local partner within Semiwell's website : www.semiwell.com.cn

©2023 Semiwell Microelectronics Co.,Ltd.

The content of this document has been carefully checked and understood. However, neither Semiwell nor its subsidiaries assume any liability whatsoever for any errors or inaccuracies of this document and the consequences thereof. Published specifications are subject to change without notice. Product suitability for any area of application must ultimately be determined by the customer. In all cases, products must never be operated outside their published specifications. Semiwell does not guarantee the availability of all published products. This disclaimer shall be governed by substantive Chinese law and resulting disputes shall be settled by the courts at the place of business of Semiwell. Latest publications and a complete disclaimer can be downloaded from the Semiwell website. All trademarks recognized.