

## FEATURES

- | Low forward voltage drop, low power losses

---

- | Low leakage current

---

- | High efficiency


---

- | Very low profile - typical height of 1.1 mm

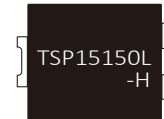
---

- | Heatsink design

---

TO-277B



Marking

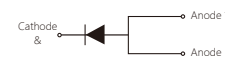
## MECHANICAL DATA

- | Case: TO-277B

---

- | Molding compound meets UL 94 V-0 flammability

---

Schematic Symbol

## APPROVALS

<b>RoHS</b>	Compliance with 2011/65/EU
<b>HF</b>	Compliance with IEC61249-2-21:2003

## MAXIMUM RATINGS (T<sub>A</sub> = 25°C)

Parameter	Symbol	Value	Unit
Maximum Repetitive Peak Reverse Voltage	V <sub>RRM</sub>	150	V
Maximum RMS voltage	V <sub>RMS</sub>	105	V
Maximum DC Blocking Voltage	V <sub>DS</sub>	150	V
Maximum Average Forward Rectified Current	I <sub>F(AV)</sub> <sup>1)</sup>	15	A
Peak forward surge current 8.3 ms single half sine-wave superimposed on rated load	I <sub>FSM</sub>	280	A
Operating junction and storage temperature range	T <sub>J</sub> , T <sub>STG</sub>	-55 to 150	°C

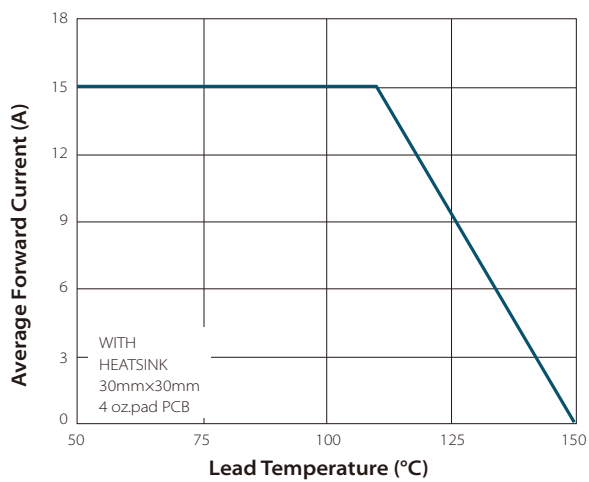
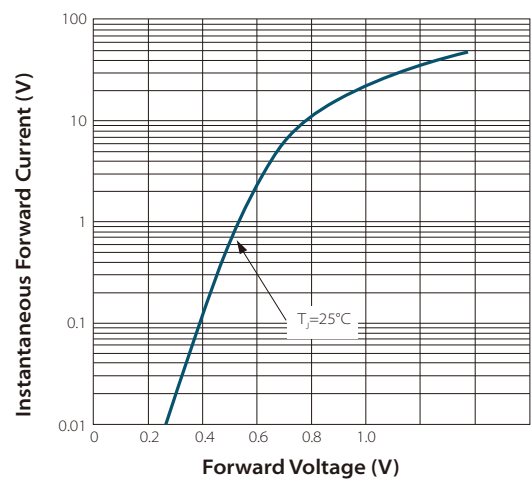
Notes:

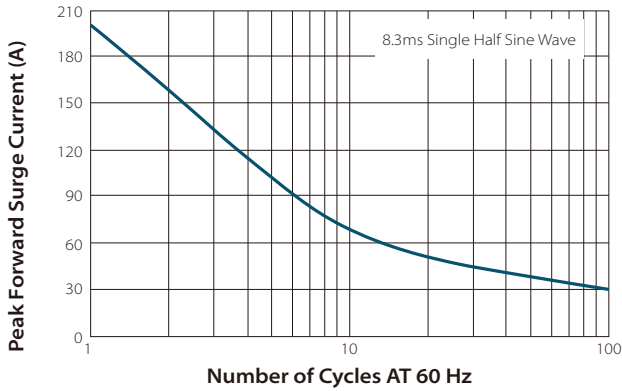
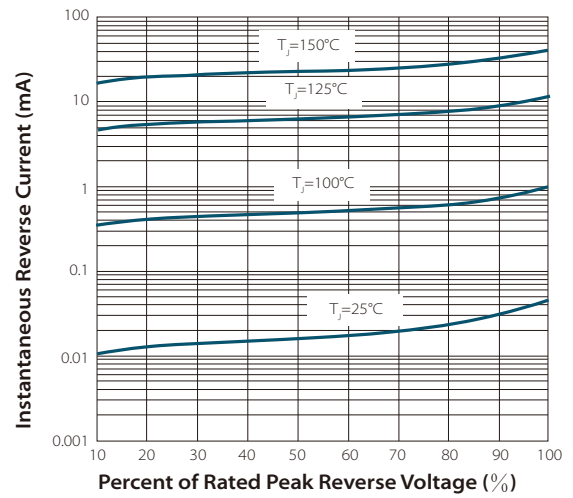
1) The thermal resistance from junction to ambient, case or mount, mounted on P.C.B with 30x30mm copper pads, 2 OZ, FR4 PCB

## ELECTRICAL CHARACTERISTICS( $T_A=25^\circ\text{C}$ )

Parameter	Symbol	Test Conditions		Min.	Typ.	Max.	Unit
Maximum instantaneous forward voltage	$V_F$	$I_F=15\text{A}$	$T_A=25^\circ\text{C}$			0.8	Volts
Maximum DC reverse current at rated DC blocking voltage	$I_R$	Rated $V_R$	$T_A=25^\circ\text{C}$			0.02	mA
Typical thermal resistance <sup>1)</sup>	$R_{\theta JA}$	junction to ambient				110	$^\circ\text{C}/\text{W}$
	$R_{\theta JC}$	junction to case				65	
	$R_{\theta JM}$	junction to mount				40	

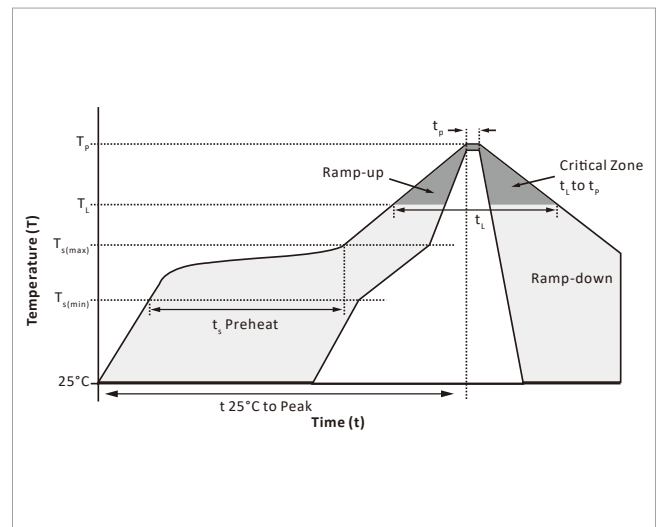
## CHARACTERISTIC CURVES

**Fig.1 Forward Current Derating Curve**

**Fig.2 Typical Forward Characteristics**


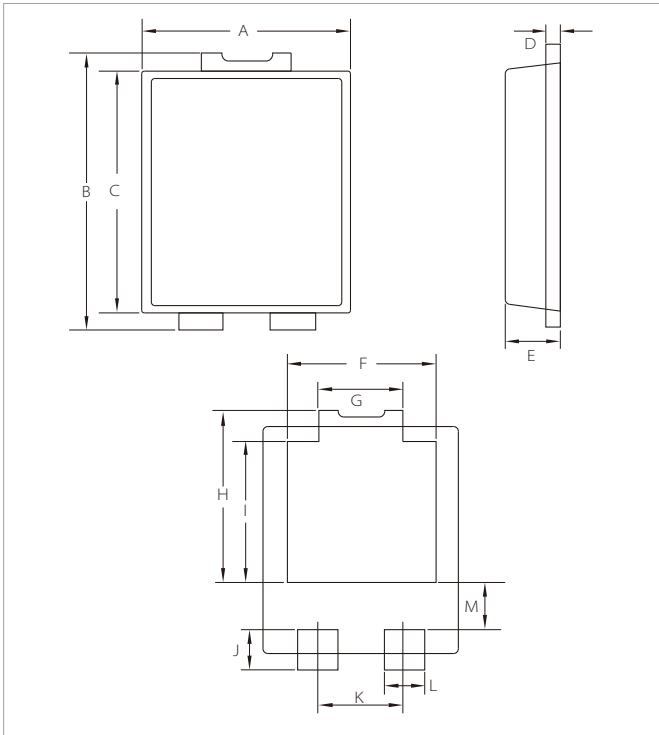
**Fig.3 Maximum Non-Repetitive Peak Forward Surge Current**

**Fig.4 Typical Reverse Characteristics**


## SOLDERING PARAMETERS

Reflow Condition		Lead-free assembly
Pre Heat	Temperature Max ( $T_{s(min)}$ )	150°C
	Temperature Max ( $T_{s(max)}$ )	200°C
	Time (min to max) ( $t_s$ )	60 – 180 secs
Average ramp up rate (Liquidus Temp ( $T_L$ ) to peak)		3°C/second max
$T_{s(max)}$ to $T_L$ - Ramp-up Rate		3°C/second max
Reflow	Temperature ( $T_L$ ) (Liquidus)	217°C
	Time (min to max) ( $t_L$ )	60 – 150 seconds
Peak Temperature ( $T_p$ )		260°C
Time within 5°C of actual peak Temperature ( $t_p$ )		20 – 40 seconds
Ramp-down Rate		6°C/second max
Time 25°C to peak Temperature ( $T_p$ )		8 minutes max.
Do not exceed		260°C

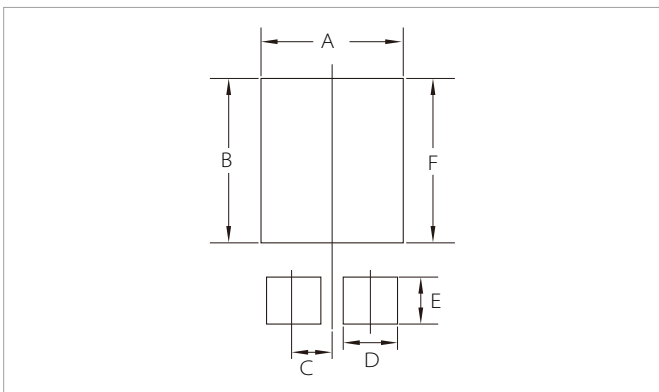


## TO-277B PACKAGE INFORMATION



Ref.	Millimeters		Inches	
	Min.	Max.	Min.	Max.
A	4.00	4.60	0.157	0.181
B	6.20	6.80	0.244	0.268
C	5.50	6.00	0.216	0.236
D	0.25	0.40	0.010	0.016
E	1.05	1.35	0.041	0.053
F	3.00	3.50	0.118	0.138
G	1.70	2.00	0.067	0.079
H	4.20	4.50	0.165	0.177
I	3.52Nom		0.139Nom	
J	0.85	1.10	0.033	0.043
K	1.86Nom		0.073Nom	
L	0.80	1.00	0.031	0.039
M	1.10	1.40	0.043	0.055

## RECOMMENDED PAD LAYOUT DIMENSIONS



Ref.	Millimeters		Inches	
	Min.	Max.	Min.	Max.
A	3.40	-	0.134	-
B	6.90		0.272	
C	0.95		0.037	
D	1.30	-	0.051	-
E	1.30	-	0.051	-
F	4.60	-	0.181	-

## ORDERING INFORMATION

Part Number	Component Package	QTY/Reel	Reel Size
TSP15150L-H	TO-277B	5000PCS	13"

To find your local partner within Semiwell's website : [www.semiwell.com.cn](http://www.semiwell.com.cn)

© 2023 Semiwell Microelectronics Co.,Ltd.

The content of this document has been carefully checked and understood. However, neither Semiwell nor its subsidiaries assume any liability whatsoever for any errors or inaccuracies of this document and the consequences thereof. Published specifications are subject to change without notice. Product suitability for any area of application must ultimately be determined by the customer. In all cases, products must never be operated outside their published specifications. Semiwell does not guarantee the availability of all published products. This disclaimer shall be governed by substantive Chinese law and resulting disputes shall be settled by the courts at the place of business of Semiwell. Latest publications and a complete disclaimer can be downloaded from the Semiwell website. All trademarks recognized.