

## FEATURES

- | Glass Passivated Die Construction
- | Fast Recovery Time for High Efficiency
- | Low reverse leakage
- | Ideally Suited for Automatic Assembly



DO-214AC(SMA)



Schematic Symbol

## MECHANICAL DATA

- | Case Material: Molded Plastic. UL Flammability Classification Rating 94V-0
- | Moisture Sensitivity: Level 1 per J-STD-020

## APPROVALS

<b>RoHS</b>	Compliance with 2011/65/EU
<b>HF</b>	Compliance with IEC61249-2-21:2003

## MAXIMUM RATINGS AND CHARACTERISTICS (T<sub>A</sub>=25°C)

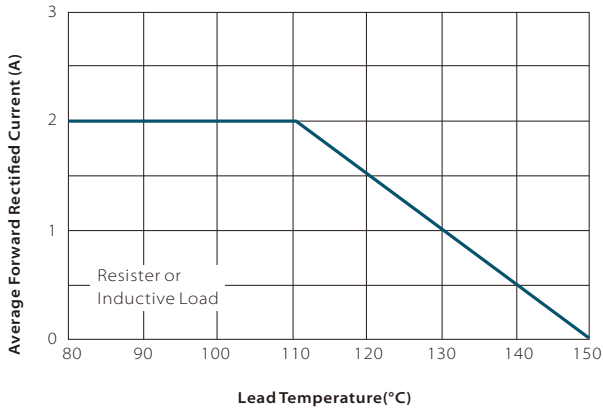
Parameter	Symbol	ES2AA	ES2BA	ES2CA	ES2DA	ES2FA	ES2GA	ES2HA	ES2JA	Unit
Marking		ES2AA	ES2BA	ES2CA	ES2DA	ES2FA	ES2GA	ES2HA	ES2JA	
Maximum repetitive peak reverse voltage	V <sub>RRM</sub>	50	100	150	200	300	400	500	600	V
Maximum RMS voltage	V <sub>RMS</sub>	35	70	105	140	210	280	350	420	
Maximum DC blocking voltage	V <sub>DC</sub>	50	100	150	200	300	400	500	600	
Maximum average forward rectified current at T <sub>L</sub> =100°C	I <sub>F(AV)</sub>	2								A
Surge peak forward current,8.3ms single half sine-wave superimposed on rated load per diode	I <sub>FSM</sub>	50								
Maximum instantaneous forward voltage(Note1)@2A	V <sub>F</sub>	0.95			1.3		1.7			V
Maximum DC reverse current at rated DC blocking voltage	I <sub>R</sub>	10								uA
		350								
Maximum reverse recovery time(Note 2)	T <sub>rr</sub>	35								ns
Typical junction capacitance (Note3)	C <sub>J</sub>	25			20					pF
Typical thermal resistance	R <sub>θJL</sub>	20								°C/W
	R <sub>θJA</sub>	75								°C/W
Operating junction and storage temperature range	T <sub>J</sub> ,T <sub>STG</sub>	-55 to +150								°C

Note :

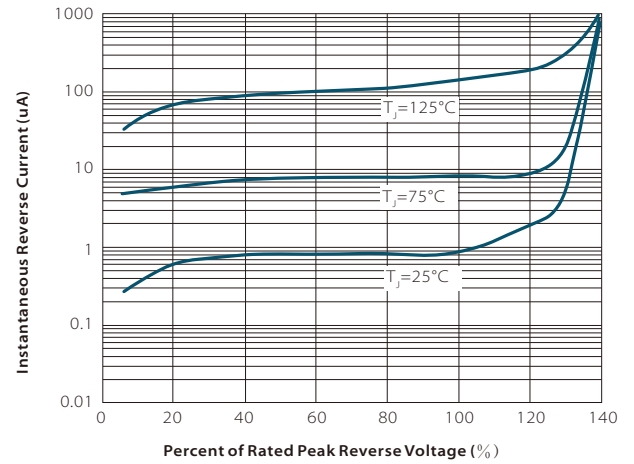
- 1.Pulse test with PW=300us,1% duty cycle
- 2.Reverse Recovery Test Conditions : I<sub>F</sub>=0.5A,I<sub>R</sub>=1.0A,I<sub>RR</sub>=0.25A
- 3.Measured at 1 MHz and Applied V<sub>R</sub>=4.0 Volts

# CHARACTERISTIC CURVES

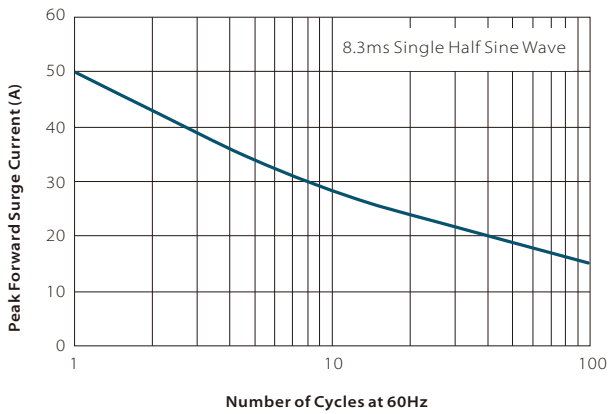
**Fig. 1- Maximum Forward Current Derating Curve**



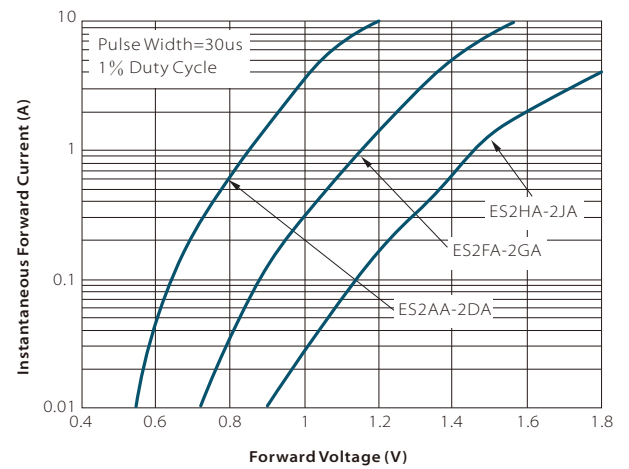
**Fig. 2-Typical Reverse Characteristics**



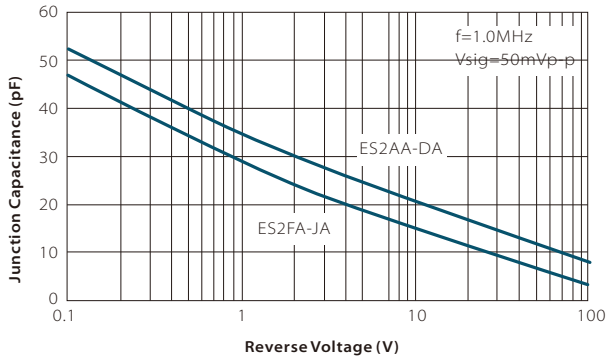
**Fig. 3-Maximum Non-Repetitive Peak Forward Surge Current**



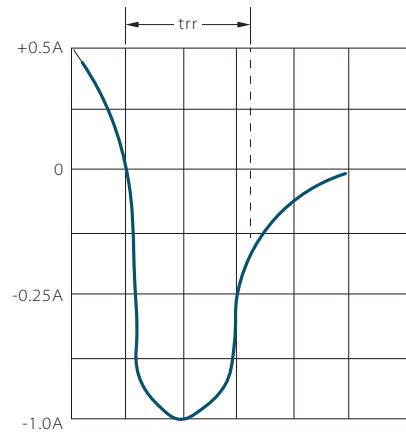
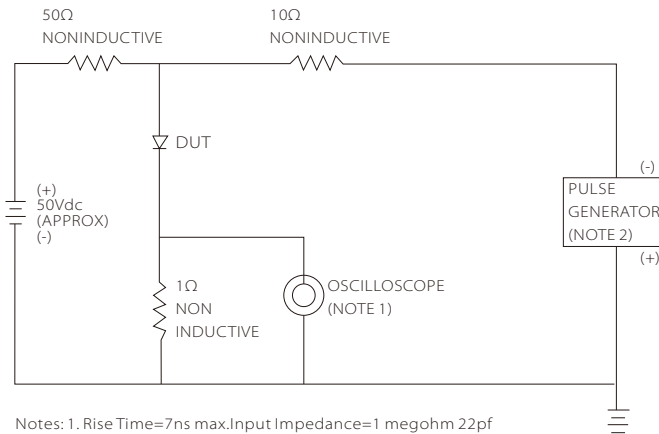
**Fig. 4-Typical Instantaneous Forward Characteristics**



**Fig. 5- Typical Junction Capacitance**

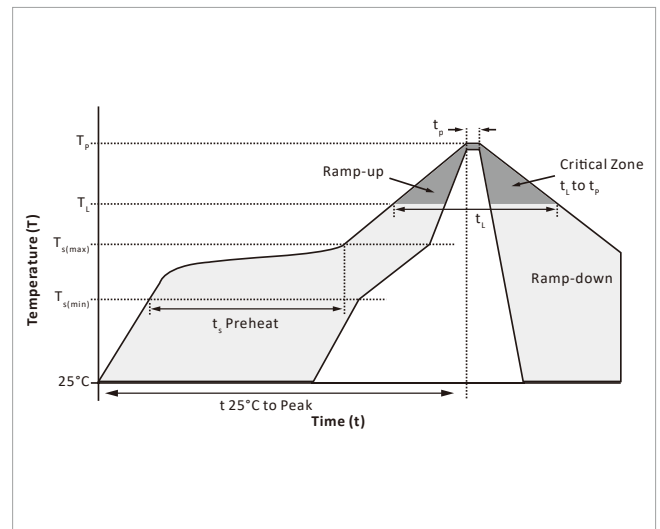


**Fig. 6-Reverse Recovery Time Characteristic And Test Circuit Diagram**

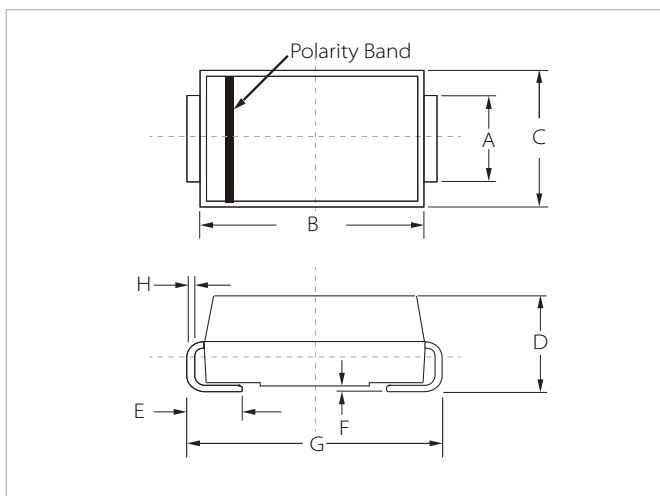


## SOLDERING PARAMETERS

Reflow Condition		Lead-free assembly
Pre Heat	Temperature Max ( $T_{s(min)}$ )	150°C
	Temperature Max ( $T_{s(max)}$ )	200°C
	Time (min to max) ( $t_p$ )	60 – 180 secs
Average ramp up rate (Liquidus Temp ( $T_L$ ) to peak)		3°C/second max
$T_{s(max)}$ to $T_L$ - Ramp-up Rate		3°C/second max
Reflow	Temperature ( $T_L$ ) (Liquidus)	217°C
	Time (min to max) ( $t_L$ )	60 – 150 seconds
Peak Temperature ( $T_p$ )		260°C
Time within 5°C of actual peak Temperature ( $t_p$ )		20 – 40 seconds
Ramp-down Rate		6°C/second max
Time 25°C to peak Temperature ( $T_p$ )		8 minutes max.
Do not exceed		260°C

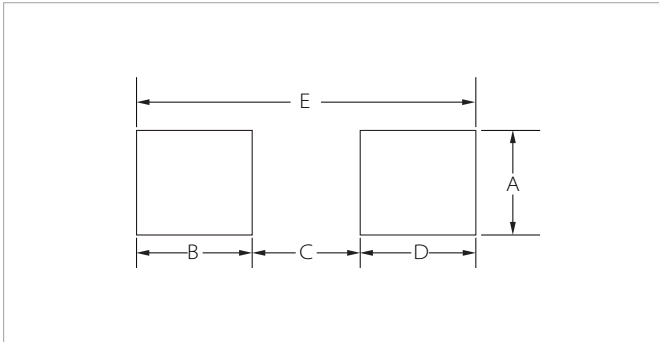


## DO-214AC(SMA) PACKAGE INFORMATION



Ref.	Millimeters		Inches	
	Min.	Max.	Min.	Max.
A	1.20	1.60	0.047	0.063
B	4.20	4.60	0.165	0.181
C	2.60	2.80	0.102	0.110
D	2.10	2.40	0.083	0.094
E	0.76	1.52	0.030	0.060
F	0.02	0.20	0.001	0.008
G	4.85	5.25	0.191	0.207
H	0.15	0.30	0.006	0.012

## RECOMMENDED PAD LAYOUT DIMENSIONS



Ref.	Millimeters		Inches	
	Min.	Max.	Min.	Max.
A	1.63	-	0.064	-
B	1.45	-	0.057	-
C	-	2.80	-	0.090
D	1.45	-	0.057	-
E	5.28REF		0.208REF	

## ORDERING INFORMATION

Part Number	Component Package	QTY/Reel	Reel Size
ES2AA-ES2JA	DO-214AC(SMA)	5000PCS	13"

To find your local partner within Semiwell's website : [www.semiwell.com.cn](http://www.semiwell.com.cn)

© 2023 Semiwell Microelectronics Co.,Ltd.

The content of this document has been carefully checked and understood. However, neither Semiwell nor its subsidiaries assume any liability whatsoever for any errors or inaccuracies of this document and the consequences thereof. Published specifications are subject to change without notice. Product suitability for any area of application must ultimately be determined by the customer. In all cases, products must never be operated outside their published specifications. Semiwell does not guarantee the availability of all published products. This disclaimer shall be governed by substantive Chinese law and resulting disputes shall be settled by the courts at the place of business of Semiwell. Latest publications and a complete disclaimer can be downloaded from the Semiwell website. All trademarks recognized.