

FEATURES

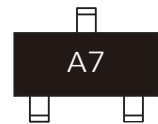
- | Fast Switching Speed

- | For General Purpose Switching Applications

- | High Conductance



SOT-23



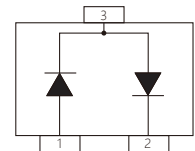
Marking

MECHANICAL DATA

- | SOT-23 Small Outline Plastic Package

- | Polarity: Color band denotes cathode end

- | Mounting Position: Any



Schematic Symbol

APPROVALS

RoHS	Compliance with 2011/65/EU
HF	Compliance with IEC61249-2-21:2003

MAXIMUM RATINGS (T_A = 25°C)

Parameter	Symbol	Value	Unit	
Repetitive Peak Reverse Voltage	V _{RRM}	85	V	
Continuous Reverse Voltage	V _R	75	V	
Continuous Forward Current (Double Diode Loaded)	I _F	125	mA	
Continuous Forward Current (Single Diode Loaded)	I _F	215	mA	
Repetitive Peak Forward Current	I _{FRM}	450	mA	
Non-repetitive Peak Forward Surge Current at	I _{FSM}	t=1s	0.5	A
		t=1ms	1	A
		t=1us	4.5	A
Power Dissipation	P _{tot}	350	mW	
Junction Temperature	T _J	150	°C	
Storage Temperature Range	T _{STG}	-65 to +150	°C	

ELECTRICAL CHARACTERISTICS($T_A=25^\circ\text{C}$)

Parameter	Test Condition	Symbol	Min.	Max.	Unit
Reverse Current at	$V_R = 25\text{V}$	I_R		30	nA
	$V_R = 75\text{V}$			1	uA
	$V_R = 25\text{V}, T_J = 150^\circ\text{C}$			30	uA
	$V_R = 75\text{V}, T_J = 150^\circ\text{C}$			50	uA
Forward Voltage	$I_F = 1\text{mA}$	V_F		0.715	V
	$I_F = 10\text{mA}$			0.855	V
	$I_F = 50\text{mA}$			1	V
	$I_F = 150\text{mA}$			1.25	V
Capacitance between terminals	$V_R = 0\text{V}, f = 1\text{MHz}$	C_T		1.5	pF
Reverse Recovery Time	$I_F = I_R = 10\text{mA}$ $I_R = 1\text{mA}, R_L = 100\Omega$	t_{rr}		4	nS

CHARACTERISTIC CURVES

Fig 1. Reverse Voltage vs Reverse Current
BV-1.0 to 100uA

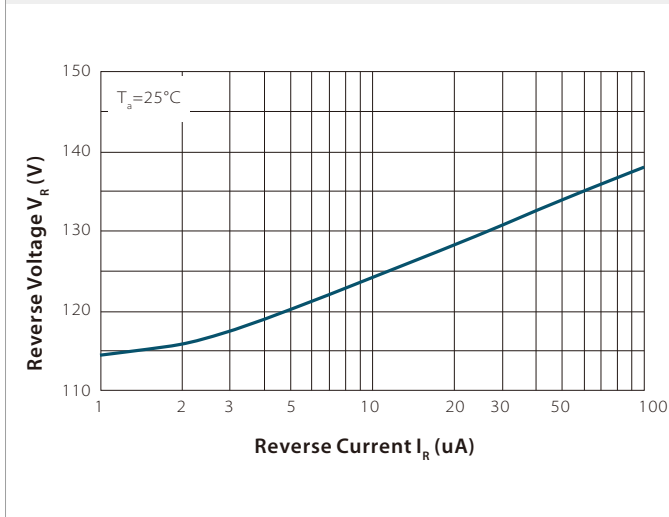
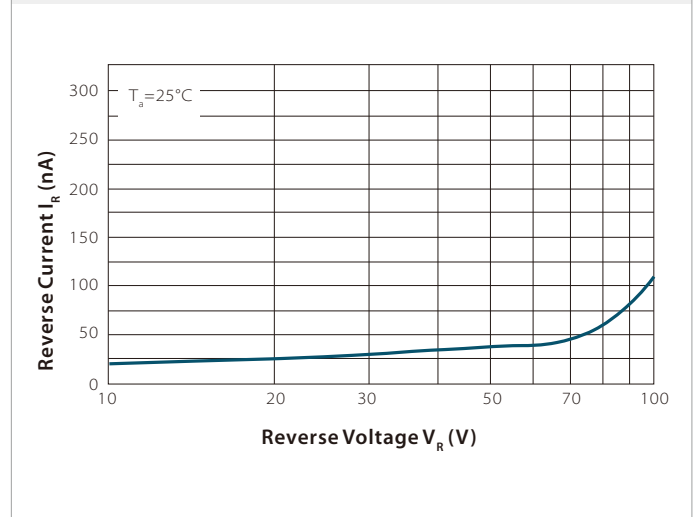
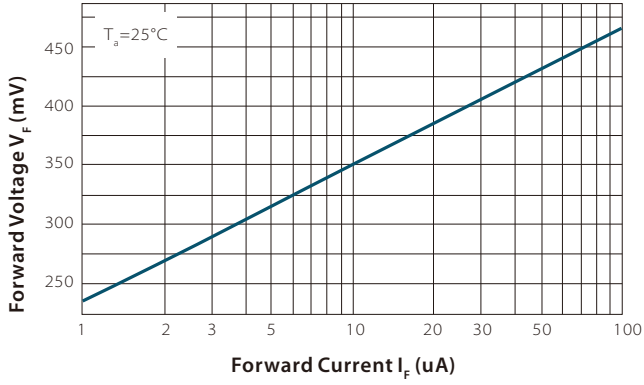


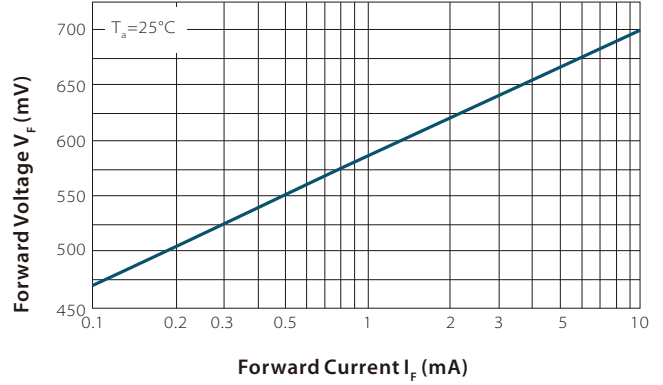
Fig 2. Reverse Current vs Reverse Voltage
IR-10 to 100V



**Fig 3. Forward Voltage vs Forward Current
VF-1.0 to 100uA**



**Fig 4. Forward Voltage vs Forward Current
VF-1.0 to 100mA**



**Fig 5. Forward Voltage vs Forward Current
VF-10 to 800mA**

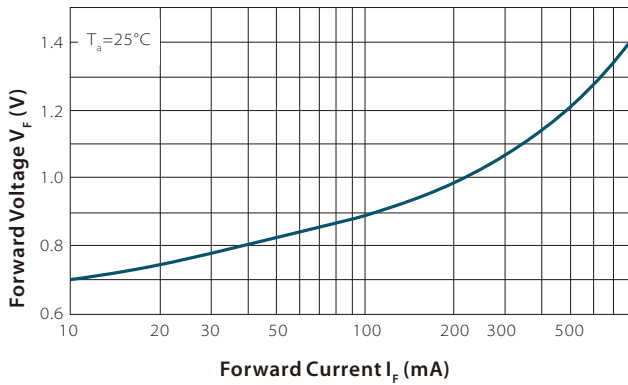


Fig 6. Total Capacitance vs Reverse Voltage

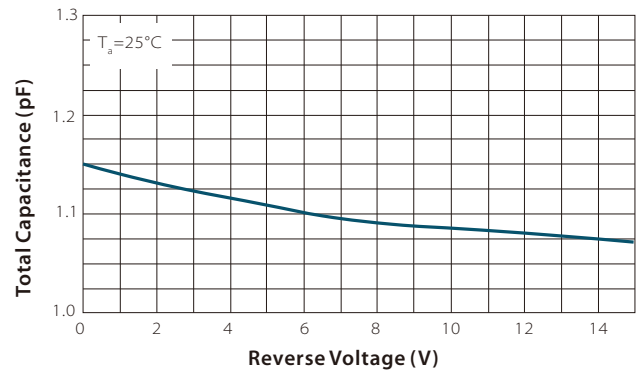
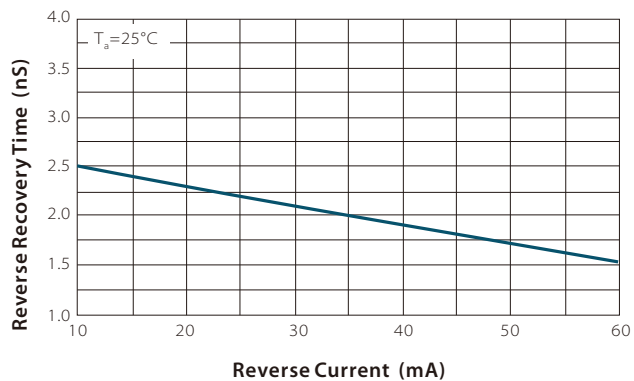
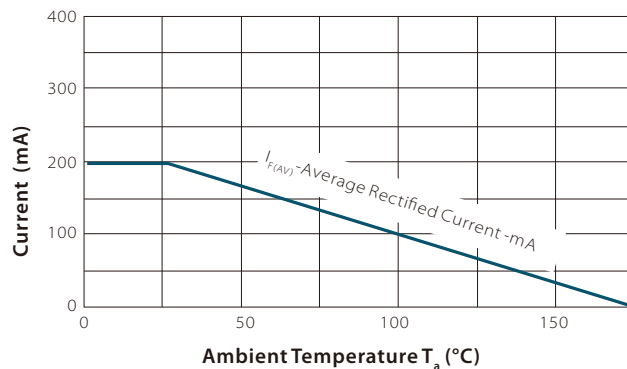
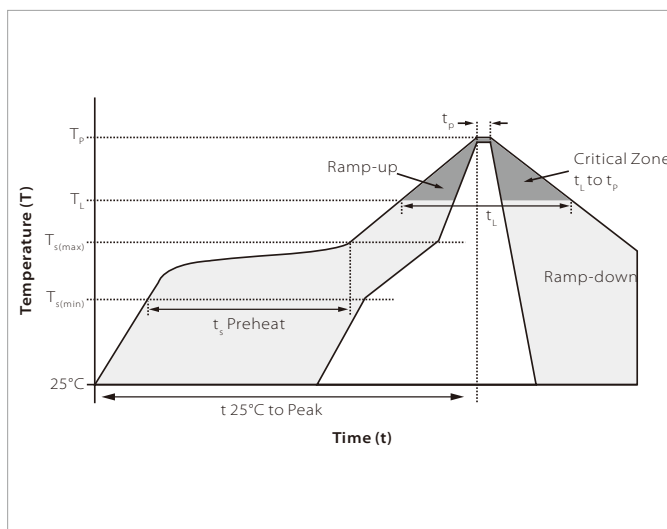


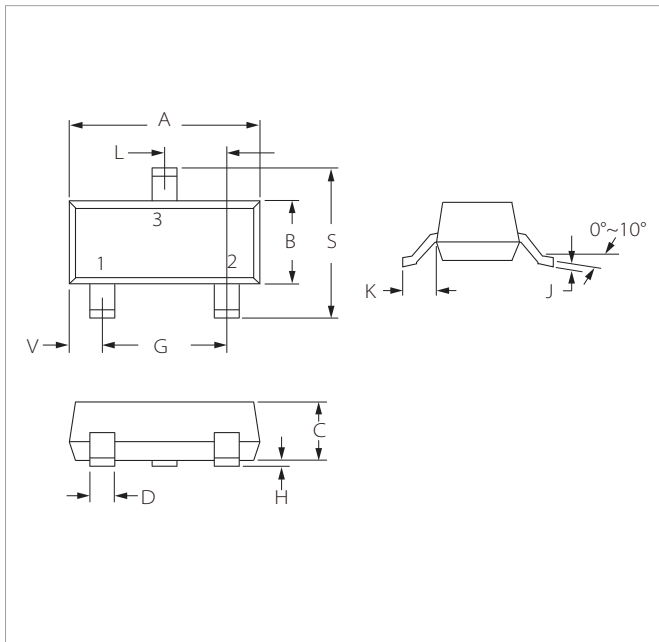
Fig 7. Reverse Recovery Time vs Reverse Current
 TRR-IR 10mA vs 60mA

Fig 8. Average Rectified Current ($I_{F(AV)}$) versus Ambient Temperature (T_a)


SOLDERING PARAMETERS

Reflow Condition		Lead-free assembly
Pre Heat	Temperature Max ($T_{s(min)}$)	150°C
	Temperature Max ($T_{s(max)}$)	200°C
	Time (min to max) (t_s)	60 – 180 secs
Average ramp up rate (Liquidus Temp (T_L) to peak)		3°C/second max
$T_{s(max)}$ to T_L - Ramp-up Rate		3°C/second max
Reflow	Temperature (T_L) (Liquidus)	217°C
	Time (min to max) (t_L)	60 – 150 seconds
Peak Temperature (T_p)		260°C
Time within 5°C of actual peak Temperature (t_p)		20 – 40 seconds
Ramp-down Rate		6°C/second max
Time 25°C to peak Temperature (T_p)		8 minutes max.
Do not exceed		260°C

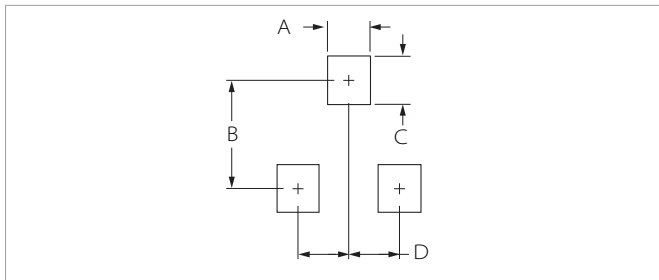


SOT-23 PACKAGE INFORMATION



Ref.	Millimeters		Inches	
	Min.	Max.	Min.	Max.
A	2.80	3.04	0.110	0.120
B	1.20	1.40	0.047	0.055
C	0.89	1.11	0.035	0.044
D	0.37	0.50	0.015	0.020
G	1.78	2.04	0.070	0.081
H	0.01	0.100	0.001	0.004
J	0.085	0.180	0.003	0.007
K	0.35	0.69	0.014	0.029
L	0.89	1.02	0.035	0.040
S	2.10	2.64	0.083	0.104
V	0.45	0.60	0.018	0.024

RECOMMENDED PAD LAYOUT DIMENSIONS



Ref.	Millimeters		Inches	
	Min.	Max.	Min.	Max.
A	0.71	0.97	0.028	0.038
B	1.88	2.13	0.074	0.084
C	0.71	0.97	0.028	0.038
D	0.81	1.07	0.032	0.042

ORDERING INFORMATION

Part Number	Component Package	QTY/Reel	Reel Size
BAV99	SOT-23	3000PCS	7"

To find your local partner within Semiwell's website : www.semiwell.com.cn

© 2023 Semiwell Microelectronics Co.,Ltd.

The content of this document has been carefully checked and understood. However, neither Semiwell nor its subsidiaries assume any liability whatsoever for any errors or inaccuracies of this document and the consequences thereof. Published specifications are subject to change without notice. Product suitability for any area of application must ultimately be determined by the customer. In all cases, products must never be operated outside their published specifications. Semiwell does not guarantee the availability of all published products. This disclaimer shall be governed by substantive Chinese law and resulting disputes shall be settled by the courts at the place of business of Semiwell. Latest publications and a complete disclaimer can be downloaded from the Semiwell website. All trademarks recognized.