

FEATURES

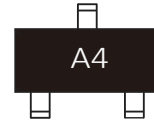
- | Fast Switching Speed

- | For General Purpose Switching Applications

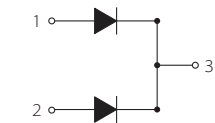
- | High Conductance



SOT-523



Marking



Schematic Symbol

MECHANICAL DATA

- | SOT-523 Small Outline Plastic Package

- | Epoxy UL: 94V-0

- | Mounting Position: Any

APPROVALS

RoHS	Compliance with 2011/65/EU
HF	Compliance with IEC61249-2-21:2003

MAXIMUM RATINGS (T_A = 25°C)

Parameter	Symbol	Value	Unit
Reverse voltage	V _R	85	V
Forward current	I _O	75	mA
Forward power dissipation	P _D	150	mW
Operating junction temperature	T _J	150	°C
Storage temperature range	T _{STG}	-55 to +150	°C

ELECTRICAL CHARACTERISTICS(T_A=25°C)

Parameter	Symbol	Test Conditions	Min.	Typ.	Max.	Unit
Forward voltage	V _F	I _F =1mA			715	mV
		I _F =10mA			855	
		I _F =50mA			1000	
		I _F =150mA			1250	
Reverse breakdown voltage	V _(BR)	I _R =1μA	85			V
Reverse voltage leakage current	I _{R1}	V _R =75V			2	μA
	I _{R2}	V _R =25V			0.03	μA
Diode capacitance	C _D	V _R =0V, f=1MHz			1.5	pF
Reverse recovery time	t _{rr}	I _F =I _R =10mA, R _L =100Ω I _{rr} =0.1×I _R			4	nS

CHARACTERISTIC CURVES

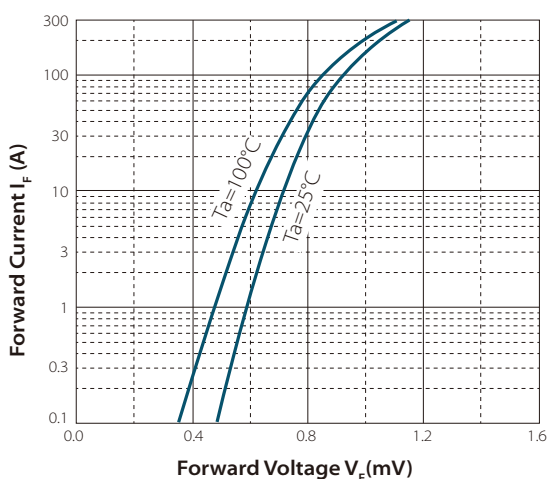
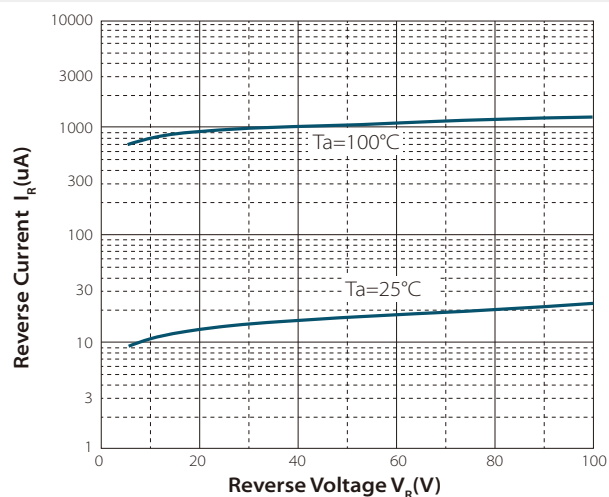
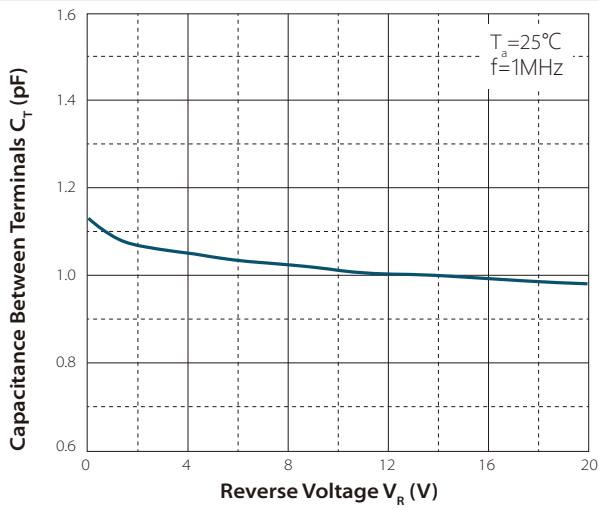
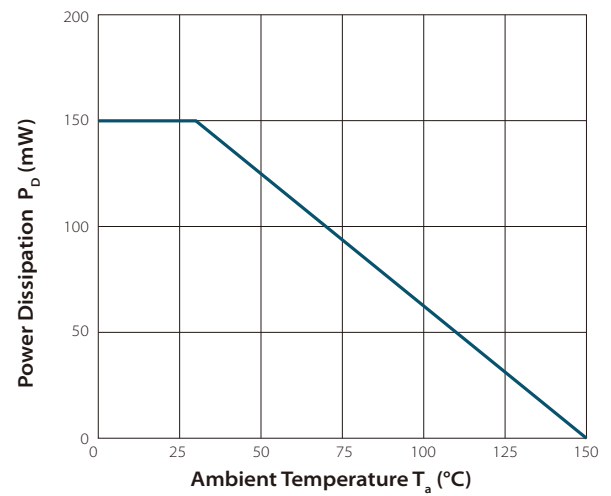
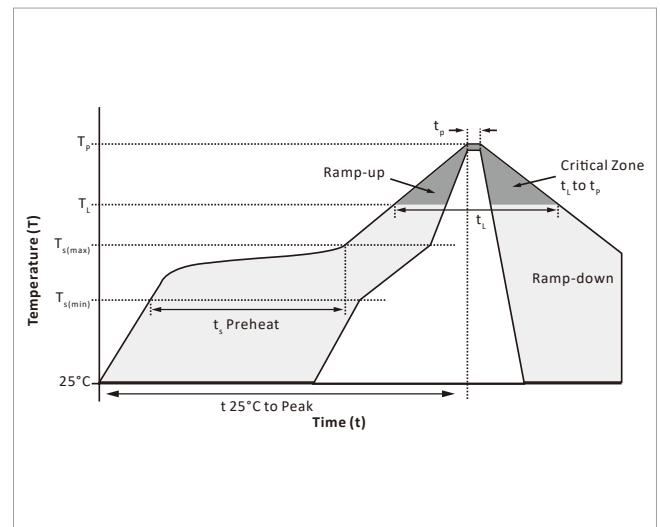
Fig.1 Forward Characteristics

Fig.2 Reverse Characteristics


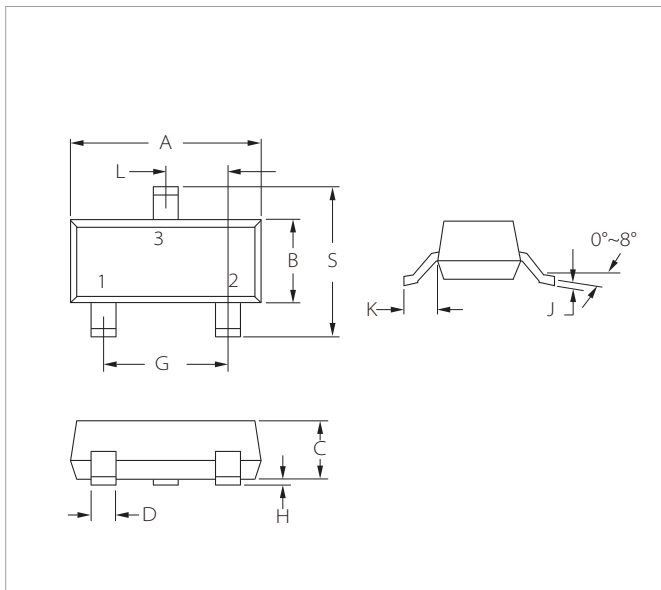
Fig.3 Capacitance Characteristics

Fig.4 Power Derating Curve


SOLDERING PARAMETERS

Reflow Condition		Lead-free assembly
Pre Heat	Temperature Max ($T_{s(\min)}$)	150 $^\circ\text{C}$
	Temperature Max ($T_{s(\max)}$)	200 $^\circ\text{C}$
	Time (min to max) (t_s)	60 – 180 secs
Average ramp up rate (Liquidus Temp (T_L) to peak)		3 $^\circ\text{C}/\text{second}$ max
$T_{s(\max)}$ to T_L - Ramp-up Rate		3 $^\circ\text{C}/\text{second}$ max
Reflow	Temperature (T_L) (Liquidus)	217 $^\circ\text{C}$
	Time (min to max) (t_L)	60 – 150 seconds
Peak Temperature (T_p)		260 $^\circ\text{C}$
Time within 5 $^\circ\text{C}$ of actual peak Temperature (t_p)		20 – 40 seconds
Ramp-down Rate		6 $^\circ\text{C}/\text{second}$ max
Time 25 $^\circ\text{C}$ to peak Temperature (T_p)		8 minutes max.
Do not exceed		260 $^\circ\text{C}$

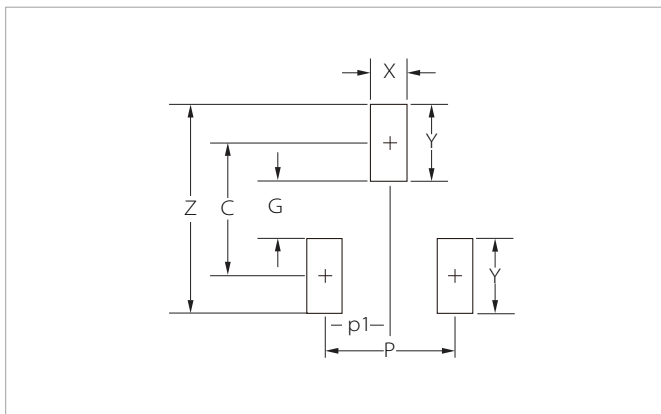


SOT-523 PACKAGE INFORMATION



Ref.	Millimeters		Inches	
	Min.	Max.	Min.	Max.
A	1.50	1.70	0.059	0.067
B	0.75	0.85	0.029	0.033
C	0.60	0.80	0.023	0.031
D	0.15	0.30	0.005	0.012
G	1.00BSC		0.039BSC	
H	0.00	0.10	0.000	0.004
J	0.10	0.20	0.004	0.008
K	(0.22)		(0.009)	
L	0.50BSC		0.020BSC	
S	1.45	1.75	0.057	0.069

RECOMMENDED PAD LAYOUT DIMENSIONS



Ref.	Millimeters	Inches
C	(1.40)	(0.055)
P	1.00	0.039
p1	0.50	0.020
G	0.60	0.024
X	0.40	0.016
Y	0.80	0.031
Z	2.20	0.087

ORDERING INFORMATION

Part Number	Component Package	QTY/Reel	Reel Size
BAV70T	SOT-523	3000PCS	7"

To find your local partner within Semiwell's website : www.semiwell.com.cn

© 2023 Semiwell Microelectronics Co.,Ltd.

The content of this document has been carefully checked and understood. However, neither Semiwell nor its subsidiaries assume any liability whatsoever for any errors or inaccuracies of this document and the consequences thereof. Published specifications are subject to change without notice. Product suitability for any area of application must ultimately be determined by the customer. In all cases, products must never be operated outside their published specifications. Semiwell does not guarantee the availability of all published products. This disclaimer shall be governed by substantive Chinese law and resulting disputes shall be settled by the courts at the place of business of Semiwell. Latest publications and a complete disclaimer can be downloaded from the Semiwell website. All trademarks recognized.