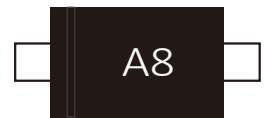


FEATURES

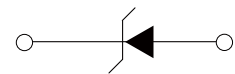
- | Fast Switching Device (TRR <50nS)
- | Power Dissipation of 250mW
- | High Stability and High Reliability
- | Low reverse leakage



SOD-323



Marking



Schematic Symbol

MECHANICAL DATA

- | SOD-323 Small Outline Plastic Package
- | Polarity: Color band denotes cathode end
- | Mounting Position: Any

APPROVALS

RoHS	Compliance with 2011/65/EU
HF	Compliance with IEC61249-2-21:2003

MAXIMUM RATINGS ($T_A=25^{\circ}\text{C}$)

Parameter	Symbol	Value	Unit
Reverse Voltage	V_R	120	V
Peak Reverse Voltage	V_{RM}	100	V
Power Dissipation	P_d	250	mW
Average Rectified Current	I_O	200	mA
Non-repetitive Peak Forward Current	I_{FM}	400	mA
Peak Forward Surge Current @ $t_p=1\text{ms}; T_A=25^{\circ}\text{C}$	I_{FSM}	1.7	A
Thermal Resistance Junction to Ambient Air	$R_{\theta JA}$	500	$^{\circ}\text{C}/\text{W}$
Junction Temperature	T_J	150	$^{\circ}\text{C}$
Storage Temperature Range	T_{STG}	-65 to 150	$^{\circ}\text{C}$

ELECTRICAL CHARACTERISTICS($T_A=25^\circ\text{C}$)

Parameter	Test Condition	Symbol	Min.	Max.	Unit
Breakdown Voltage	$I_R = 100\mu\text{A}$	V_{BR}	120		V
Reverse Leakage Current	$V_R = 100\text{V}$	I_R		0.1	μA
Forward Voltage	$I_F = 100\text{mA}$	V_F		1.00	V
	$I_F = 200\text{mA}$			1.25	V
Capacitance	$V_R = 0\text{V}, f = 1\text{MHz}$	C_{tot}		5	pF
Reverse Recovery Time	$I_F = I_R = 30\text{mA}, I_{tr} = 3\text{mA}, R_L = 100\Omega$	t_{rr}		50	nS

CHARACTERISTIC CURVES

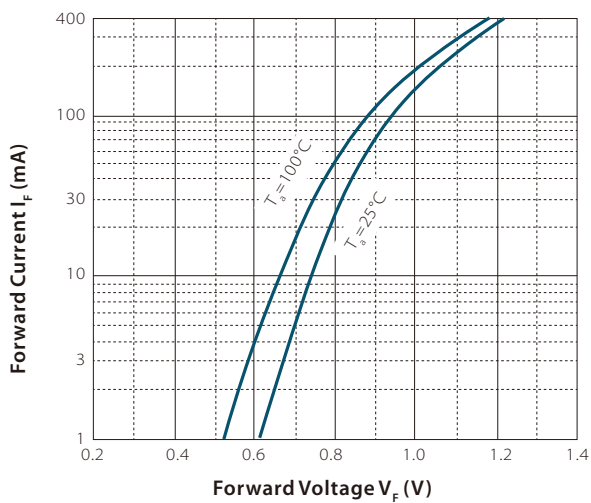
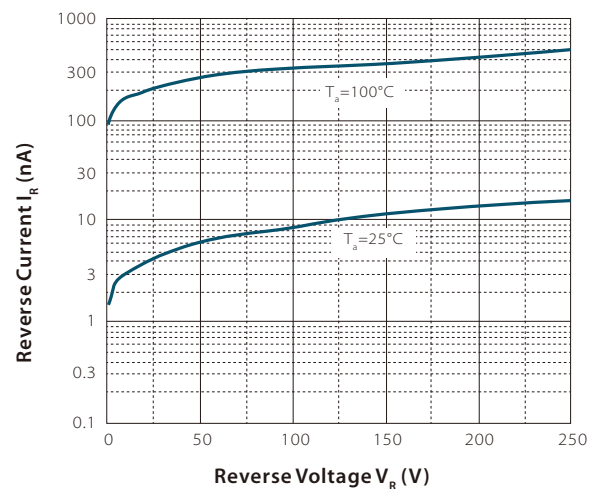
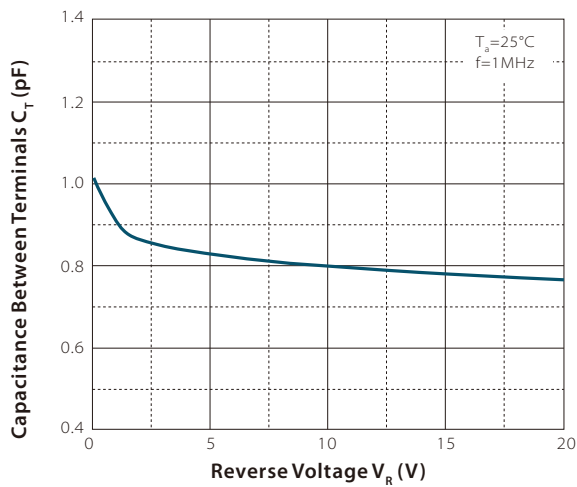
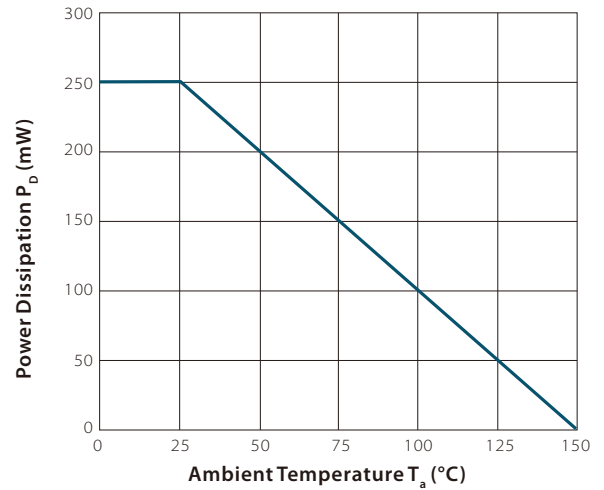
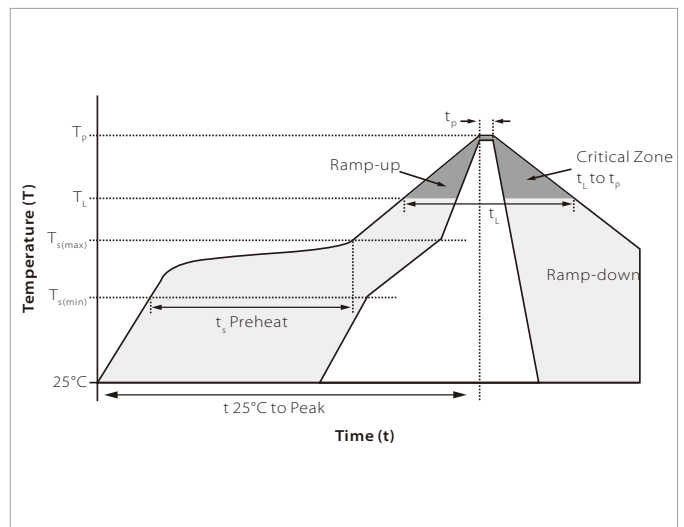
Fig 1. Forward Characteristics

Fig 2. Reverse Characteristics


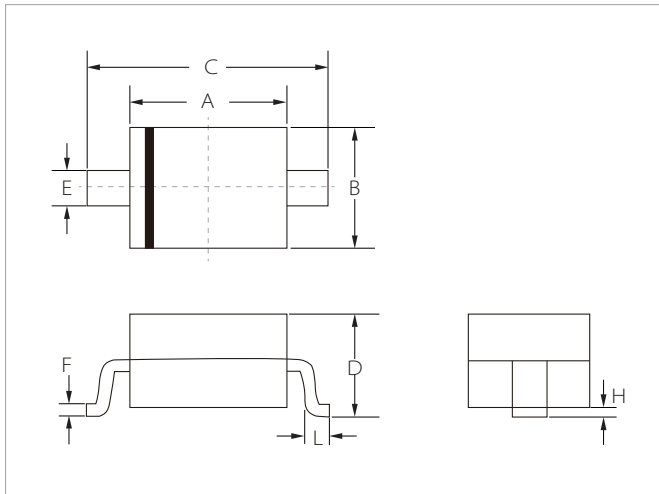
Fig 3. Capacitance Characteristics

Fig 4. Power Derating Curve


SOLDERING PARAMETERS

Reflow Condition		Lead-free assembly
Pre Heat	Temperature Max ($T_{s(min)}$)	150°C
	Temperature Max ($T_{s(max)}$)	200°C
	Time (min to max) (t_s)	60 – 180 secs
Average ramp up rate (Liquidus Temp (T_L) to peak)		3°C/second max
$T_{s(max)}$ to T_L - Ramp-up Rate		3°C/second max
Reflow	Temperature (T_L) (Liquidus)	217°C
	Time (min to max) (t_r)	60 – 150 seconds
Peak Temperature (T_p)		260°C
Time within 5°C of actual peak Temperature (t_p)		20 – 40 seconds
Ramp-down Rate		6°C/second max
Time 25°C to peak Temperature (T_p)		8 minutes max.
Do not exceed		260°C

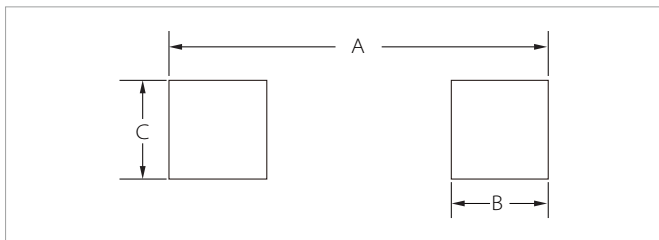


SOD-323 PACKAGE INFORMATION



Ref.	Millimeters		Inches	
	Min.	Max.	Min.	Max.
A	1.60	1.90	0.063	0.075
B	1.15	1.45	0.045	0.057
C	2.39	2.75	0.094	0.108
D	0.80	1.10	0.031	0.043
E	0.25	0.40	0.010	0.016
F	0.10	0.20	0.004	0.008
H	-	0.10	-	0.004
L	0.20	0.40	0.008	0.016

RECOMMENDED PAD LAYOUT DIMENSIONS



Ref.	Millimeters		Inches	
	Min.	Max.	Min.	Max.
A	2.87	3.12	0.113	0.123
B	0.66	0.91	0.026	0.036
C	0.66	0.91	0.026	0.036

ORDERING INFORMATION

Part Number	Component Package	QTY/Reel	Reel Size
BAV19WS	SOD-323	3000PCS	7"

To find your local partner within Semiwell's website : www.semiwell.com.cn

© 2023 Semiwell Microelectronics Co.,Ltd.

The content of this document has been carefully checked and understood. However, neither Semiwell nor its subsidiaries assume any liability whatsoever for any errors or inaccuracies of this document and the consequences thereof. Published specifications are subject to change without notice. Product suitability for any area of application must ultimately be determined by the customer. In all cases, products must never be operated outside their published specifications. Semiwell does not guarantee the availability of all published products. This disclaimer shall be governed by substantive Chinese law and resulting disputes shall be settled by the courts at the place of business of Semiwell. Latest publications and a complete disclaimer can be downloaded from the Semiwell website. All trademarks recognized.