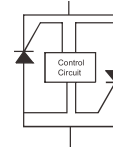


FEATURES

- | Fast switching
- | Automatically resets after power cycle
- | Available in low profile, small footprint SOD-123FL
- | Compatible with industrial lighting environments
- | Compatible with PWM frequencies up to 30 KHz



SOD-123FL



Schematic Symbol

APPROVALS

RoHS	Compliance with 2011/65/EU
HF	Compliance with IEC61249-2-21:2003

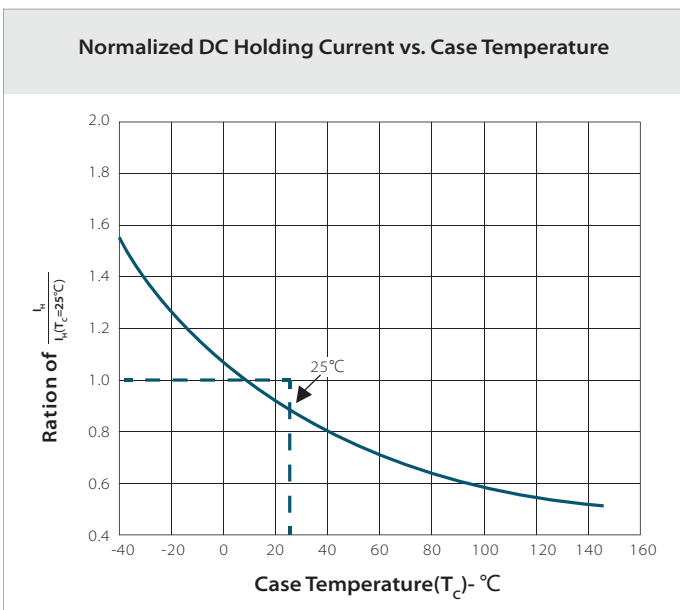
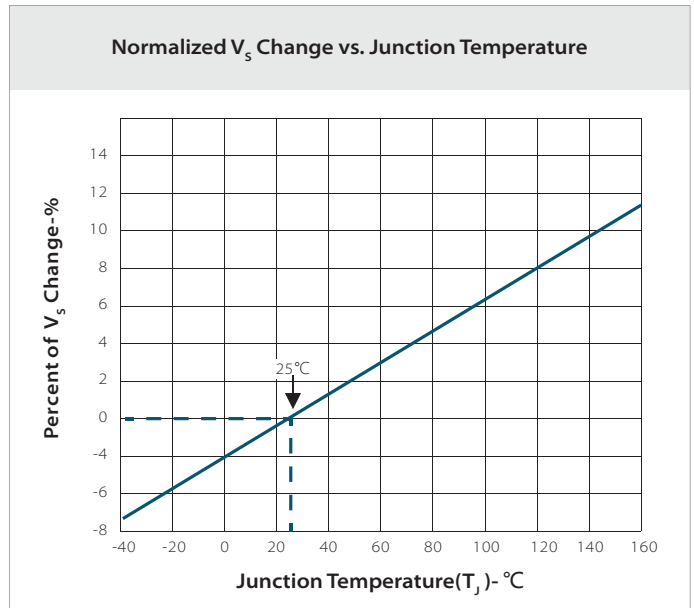
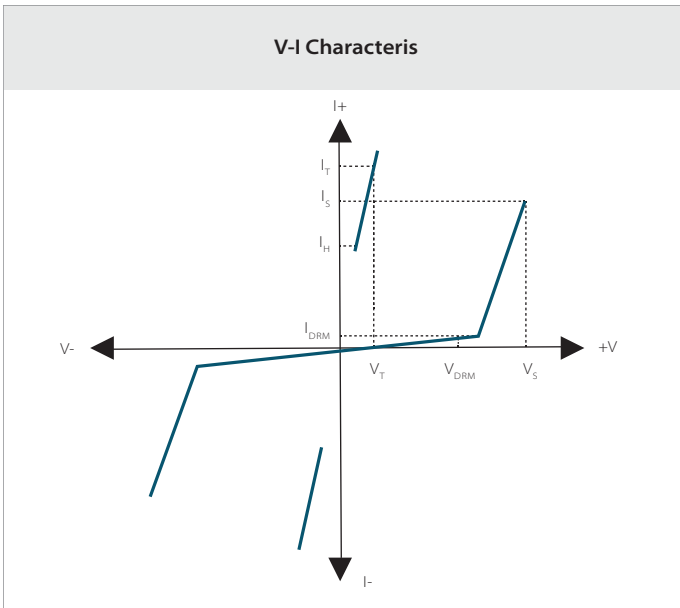
ELECTRICAL CHARACTERISTICS ($T_A = 25^\circ\text{C}$)

Part Number	Device Marking Code	Breakdown V_{BR}		Breakdown V_{DRM}	I_H	I_S	$I_T@V_T$	$V_T@I_T=1A$	Critical Rate Of Rise d_v/d_t
		Min.(V)	Max.(V)	Min.(V)	Min.(mA)	Max.(mA)	Max.(A)	Max.(V)	Max.(V/us)
PLED06F	PLED06	6.0	16.0	6.0	5.0	100.0	1.0	1.2	250.0
PLED09F	PL9	9.0	18.0	9.0	5.0	100.0	1.0	1.2	250.0
PLED13F	PL13	13.0	26.0	13.0	5.0	100.0	1.0	1.2	250.0
PLED18F	PL18	18.0	33.0	18.0	5.0	100.0	1.0	1.2	250.0

THERMAL CONSIDERATIONS

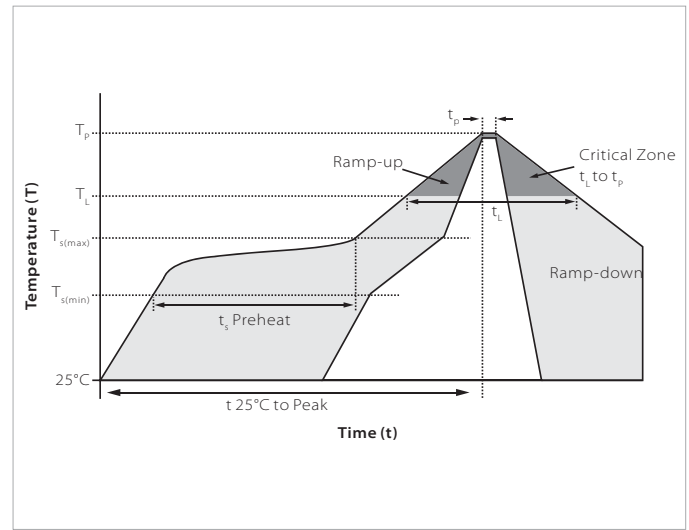
Symbol	Parameter	Value	Unit
$R_{\theta JA}$	Junction to Ambient on printed circuit	220	$^\circ\text{C}/\text{W}$
T_J	Operating Junction Temperature	-40 to +150	$^\circ\text{C}$
T_S	Storage Temperature Range	-40 to +150	$^\circ\text{C}$

TYPICAL DEVICE CHARACTERISTICS

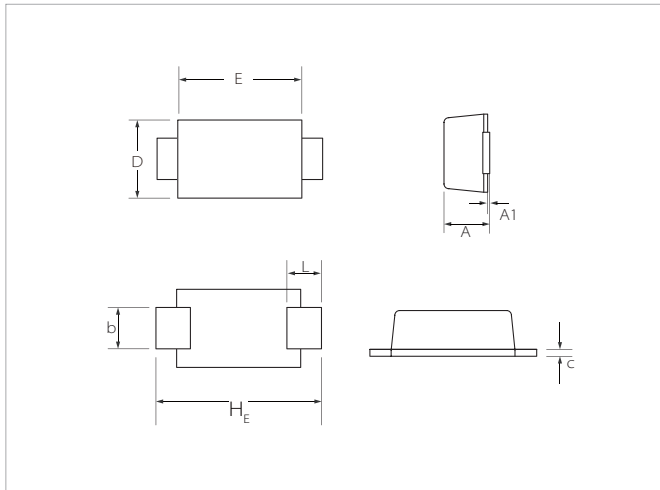


SOLDERING PARAMETERS

Refl w Condition		Lead-free assembly
Pre Heat	Temperature Max ($T_{s(min)}$)	150°C
	Temperature Max ($T_{s(max)}$)	200°C
	Time (min to max) (t_s)	60 – 180 secs
Average ramp up rate (Liquidus Temp (T_L) to peak		3°C/second max
$T_{s(max)}$ to T_L - Ramp-up Rate		3°C/second max
Reflow	Temperature (T_L) (Liquidus)	217°C
	Time (min to max) (t_l)	60 – 150 seconds
Peak Temperature (T_p)		260°C
Time within 5°C of actual peak Temperature (t_p)		20 – 40 seconds
Ramp-down Rate		6°C/second max
Time 25°C to peak Temperature (T_p)		8 minutes max.
Do not exceed		260°C

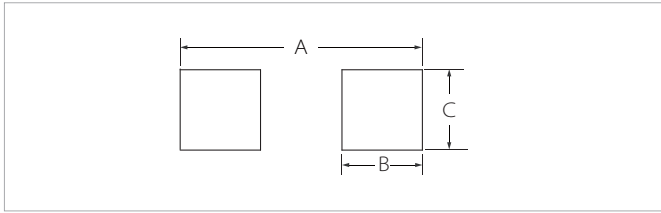


SOD-123FL PACKAGE INFORMATION



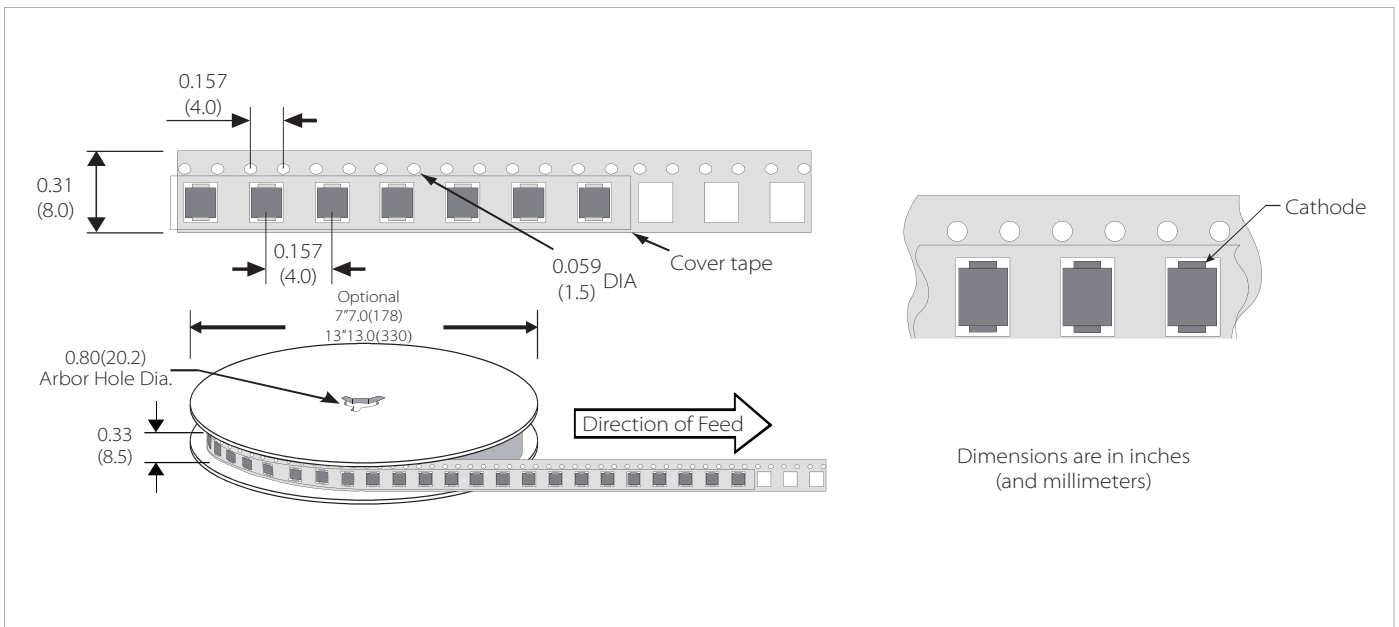
Ref.	Millimeters		Inches	
	Min.	Max.	Min.	Max.
A	0.95	1.45	0.037	0.057
A1	0.00	0.10	0.000	0.004
b	0.70	1.20	0.028	0.047
c	0.05	0.30	0.002	0.012
D	1.50	2.00	0.059	0.079
E	2.50	2.90	0.098	0.114
L	0.35	0.90	0.014	0.035
HE	3.40	3.90	0.134	0.154

RECOMMENDED PAD LAYOUT DIMENSIONS



Ref.	Millimeters	Inches
A	4.20	0.165
B	1.50	0.059
C	1.20	0.047

TAPE AND REEL SPECIFICATION



ORDERING INFORMATION

Part Number	Component Package	QTY/Reel	Reel Size
PLED06F/09F/13F/18F	SOD-123FL	3000PCS	7"

To find your local partner within Semiwell's website : www.semiwell.com.cn

©2023 Semiwell Microelectronics Co.,Ltd.

The content of this document has been carefully checked and understood. However, neither Semiwell nor its subsidiaries assume any liability whatsoever for any errors or inaccuracies of this document and the consequences thereof. Published specifications are subject to change without notice. Product suitability for any area of application must ultimately be determined by the customer. In all cases, products must never be operated outside their published specifications. Semiwell does not guarantee the availability of all published products. This disclaimer shall be governed by substantive Chinese law and resulting disputes shall be settled by the courts at the place of business of Semiwell. Latest publications and a complete disclaimer can be downloaded from the Semiwell website. All trademarks recognized.