

FEATURES

- | The plastic package carries Underwriters Laboratory
Flammability Classification 94V-0

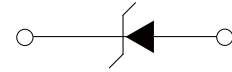
- | Guardring for overvoltage protection

- | Low reverse leakage

- | High forward surge current capability



R-6/P-600



Schematic Symbol

APPLICATIONS

- | Case : Molded plastic body

- | Polarity : Polarity symbol marking on body

- | Mounting Position : Any

APPROVALS

RoHS	Compliance with 2011/65/EU
HF	Compliance with IEC61249-2-21:2003

MAXIMUM RATINGS (T_A=25°C)

Parameter	Symbol	Value	Unit
Peak Repetitive Reverse Voltage	V _{RRM}	45	V
RMS Reverse Voltage	V _{R(RMS)}	30.5	V
Maximum DC blocking voltage	V _{DC}	45	V
Maximum average forward rectified current at T _L =110 C	I _(AV)	30.0	A
Peak forward surge current, 8.3ms single half sine-wave superimposed on rated load	I _{FSM}	400	A
Typical thermal resistance	R _{θJA}	25	°C/W
	R _{θJL}	10	°C/W
Operating junction temperature	T _J	-55 to +150	°C
Storage temperature range	T _{STG}	-55 to +150	°C

ELECTRICAL CHARACTERISTICS (T_A=25°C)

Parameter	Symbol	Min.	Typ.	Max.	Unit
Maximum instantaneous forward voltage at 30.0A	V _F		0.52	0.55	V
Maximum DC reverse current at rated DC blocking voltage	I _R		50	200	μA
			5	20	mA

CHARACTERISTIC CURVES

Fig. 1- Derating Curve Output Rectified Current

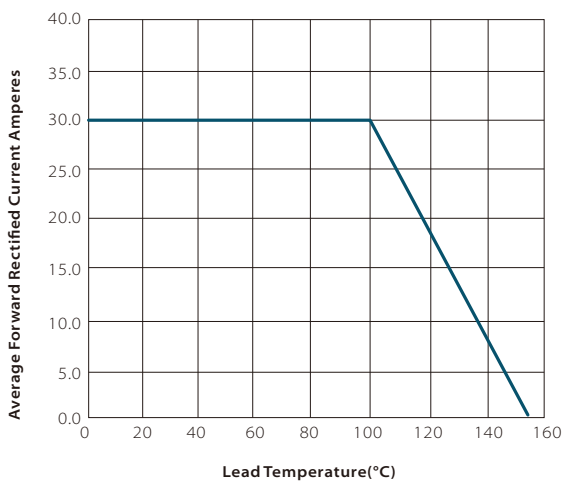


Fig. 2-maximum Non-repetitive Peak Forward Surge Current Perleg

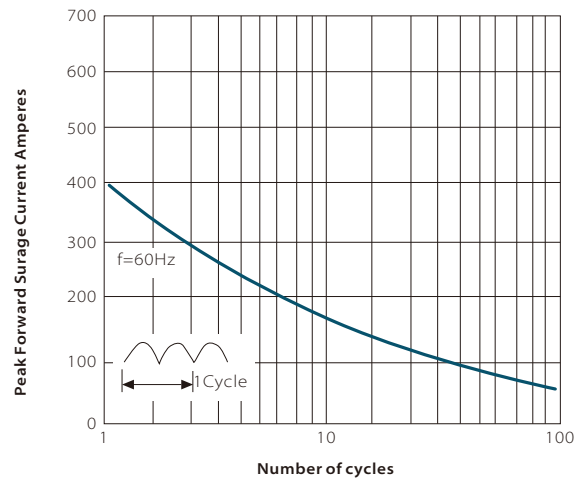


Fig. 3-Typical Forward Voltage Characteristics

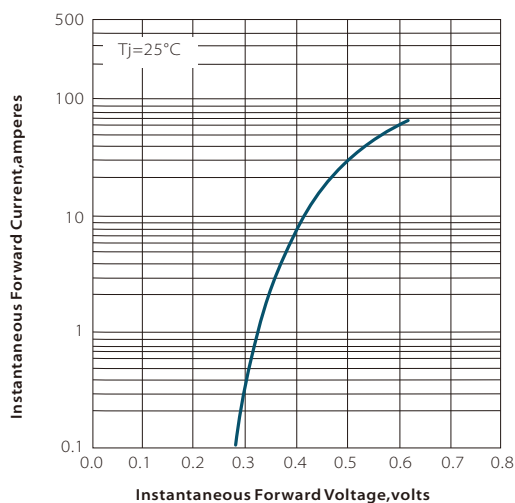
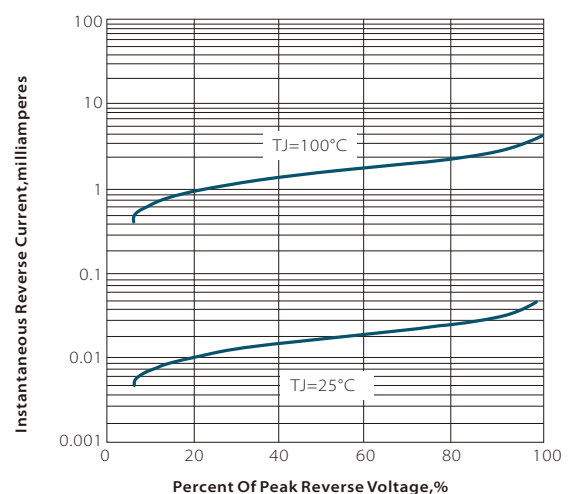
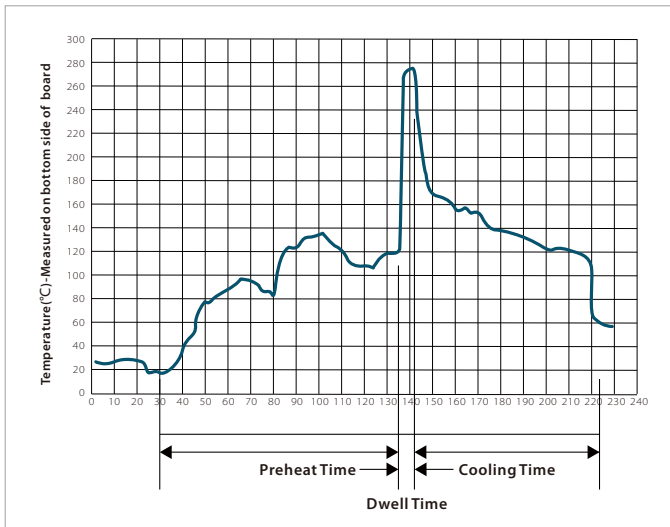


Fig. 4-Typical Reverse Leakage Characteristics

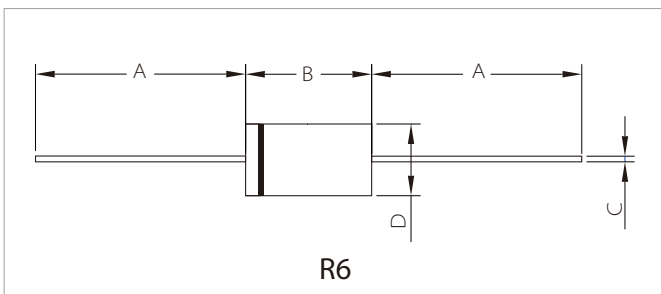


WAVE SOLDERING



Wave Parameter		Lead-free assembly
Pre Heat	Temperature Min	100°C
	Temperature Max	150°C
	Time(min to max)	60 – 180 secs
Solder pot Temperature		280°C Max
Solder Dwell Time		2-5 seconds

P600 PACKAGE INFORMATION



Ref.	Millimeters		Inches	
	Min.	Max.	Min.	Max.
A	25.40	-	1.000	-
B	8.60	9.40	0.339	0.370
C	1.20	1.40	0.047	0.055
D	8.60	9.10	0.339	0.358

ORDERING INFORMATION

Part Number	Marking	Component Package	QTY/Box	Q'TY/Carton
30SQ045	30SQ045	R6/P600	500pcs	5000pcs

To find your local partner within Semiwell's website : www.semiwell.com.cn

© 2023 Semiwell Microelectronics Co.,Ltd.

The content of this document has been carefully checked and understood. However, neither Semiwell nor its subsidiaries assume any liability whatsoever for any errors or inaccuracies of this document and the consequences thereof. Published specifications are subject to change without notice. Product suitability for any area of application must ultimately be determined by the customer. In all cases, products must never be operated outside their published specifications. Semiwell does not guarantee the availability of all published products. This disclaimer shall be governed by substantive Chinese law and resulting disputes shall be settled by the courts at the place of business of Semiwell. Latest publications and a complete disclaimer can be downloaded from the Semiwell website. All trademarks recognized.